



A Tata Steel Enterprise

# MONTAFORM®. MONTAFORM® Design.

Cladding profiles with visible and hidden fastening system made of steel and aluminium



SWISS MADE<sup>+</sup>



# CLEARANCE. INDIVIDUALITY. MONTAFORM®.

## FINE DECORATIVE PROFILES WITH VISIBLE AND HIDDEN FASTENING SYSTEM

MONTAFORM® façade profiles are the finest in the Montana range. With a recommended maximum bearing width of 160 cm, they are used in all those places where an unusual façade design is intended to help give a building that special appearance. The construction of residential properties is of particular interest in this regard. MONTAFORM® façade profiles were the first «design profiles» from Montana and have proven themselves over a period of decades. MONTAFORM® façade profiles are made of steel or aluminium.

## DO YOU HAVE A VISION?

In addition to choosing between types of metals and colours, you can also specify the shape of the profile! Under the name MONTAFORM® Design, we provide planners and architects with new possibilities for translating their ideas into reality: modern bending presses enable us to form practically any imaginable shape of profile. Based on a sheet width of 1'250 mm, numerous angular and round shapes are possible. If you have an idea, just ask Montana Building Systems Ltd. to clarify whether it is feasible!

# CONTENTS

- 4 ● **MONTAFORM® DESIGN**  
The somewhat different cladding profile made of steel or aluminium
- 5 ● **MONTAFORM®**  
Cladding profiles made of steel and aluminium
- 7 ● **FITTING RECOMMENDATIONS AND SERVICE**  
Basic data at a glance

# MONTAFORM® DESIGN

## DESIGN YOUR VERY OWN FACADE

You not only can choose between types of metal, colours and coatings – you also decide the profile shape! Under the name MONTAFORM® Design, we provide planners and architects with new possibilities for translating their ideas into reality! We have defined some of them as standard; these can be ordered just as they

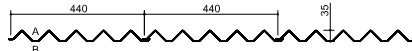
come, or they can serve as the basis or inspiration for your own profile. MONTAFORM® Design profiles are suitable for rear-ventilated metal façades on new buildings as well as for renovation projects.

## CLADDING PROFILES MADE OF STEEL AND ALUMINIUM

With visible and hidden fastening system, smooth surface

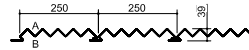
PROFILE

### ● MF DESIGN 35-5/440



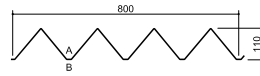
	THICKNESS mm		
	0,70	0,80	1,00
<b>STEEL</b>	●	●	●
kg/m <sup>2</sup>	7.76	8.87	11.09
<b>ALUMINIUM</b>	●	●	●
kg/m <sup>2</sup>	2.67	3.05	3.81

### ● MF DESIGN 35-5/250 with hidden fastening



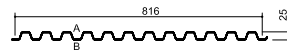
<b>STEEL</b>	●	●	●
kg/m <sup>2</sup>	9.16	10.47	13.09
<b>ALUMINIUM</b>	●	●	●
kg/m <sup>2</sup>	3.15	3.60	4.50

### ● MF DESIGN 110-4/800



<b>STEEL</b>	●	●	●
kg/m <sup>2</sup>	8.68	9.92	12.40
<b>ALUMINIUM</b>	●	●	●
kg/m <sup>2</sup>	2.98	3.41	4.26

### ● MF DESIGN 25-13/816



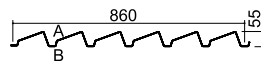

<b>STEEL</b>	●	●
kg/m <sup>2</sup>	8.51	9.73
<b>ALUMINIUM</b>	●	●
kg/m <sup>2</sup>	2.93	3.34

### ● MF DESIGN 100-3/825



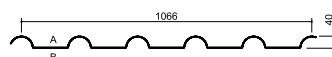
<b>STEEL</b>	●	●	●
kg/m <sup>2</sup>	7.94	9.08	11.35
<b>ALUMINIUM</b>	●	●	●
kg/m <sup>2</sup>	2.73	3.12	3.90

### ● MF DESIGN 55-6/860



<b>STEEL</b>	●	●	●
kg/m <sup>2</sup>	8.07	9.22	11.53
<b>ALUMINIUM</b>	●	●	●
kg/m <sup>2</sup>	2.77	3.17	3.96

### ● MF DESIGN 40-6/1066 SINUS



<b>STEEL</b>	●	●
kg/m <sup>2</sup>	7.45	9.31
<b>ALUMINIUM</b>	●	●
kg/m <sup>2</sup>	2.56	3.20

# MONTAFORM®

## FINE DECORATIVE PROFILES WITH VISIBLE FASTENING

MONTAFORM® façade profiles are the finest in the Montana range. With a recommended maximum bearing width of 160 cm, they are predestined for residential

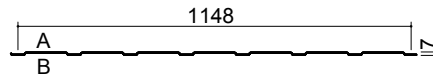
construction or smaller façades. MONTAFORM® façade profiles were the first «design profiles» from Montana and have proven themselves over a period of decades.

## CLADDING PROFILES MADE OF STEEL AND ALUMINIUM

With visible fastening system, smooth surface

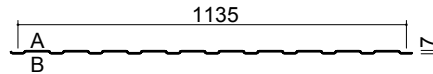
PROFILE

● MF 7-8/1148



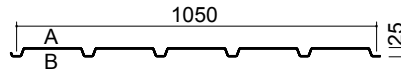
	THICKNESS mm	
	0.70	0.80
STEEL	●	●
kg/m <sup>2</sup>	5.95	6.80
ALUMINIUM	●	●
kg/m <sup>2</sup>	2.05	2.34

● MF 7-11/1135



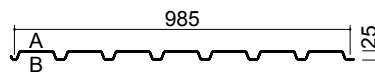
STEEL	●	●
kg/m <sup>2</sup>	6.02	6.88
ALUMINIUM	●	●
kg/m <sup>2</sup>	2.07	2.26

● MF 25-6/1050



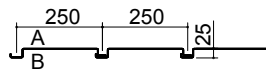
STEEL	●	●
kg/m <sup>2</sup>	6.66	7.62
ALUMINIUM	●	●
kg/m <sup>2</sup>	2.29	2.62

● MF 25-8/985



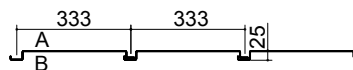
STEEL	●	●
kg/m <sup>2</sup>	7.11	8.12
ALUMINIUM	●	●
kg/m <sup>2</sup>	2.44	2.79

● MF 25/250



STEEL	●	●
kg/m <sup>2</sup>	8.45	10.56
ALUMINIUM	●	●
kg/m <sup>2</sup>	2.90	3.63

● MF 25/333



STEEL	●	●
kg/m <sup>2</sup>		9.84
ALUMINIUM	●	●
kg/m <sup>2</sup>		3.39

St. Josefsheim, Bremgarten (CH)



Maison des Générations, St. Martin (CH)



# SERVICE

## BASIC DATA AT A GLANCE

### INFORMATION MONTAFORM®

All MONTAFORM® profiles are bevelled and produced using the stamping process and are therefore always provided with a removable protective film. To ensure that visible dents do not occur when screwing down on flat booms, the MONTAFORM® profiles may only be fitted with face side A (weather side) to the exterior.

MONTAFORM® profiles can only be overlapped at the sides. When planning, appropriate end cover/soffit plates or pilaster strips therefore have to be provided at the sides in the longitudinal direction.

Securing is carried out in accordance with the guidelines for trapezoidal profiles using stainless steel screws, including washers. Level and even alignment of the metal substructure is important for perfect profile positioning and a nice wall view, ensuring that stress buckles do not occur on these thin-sheet MONTAFORM® profiles.

The span with on façades is approx. 1 m to 1.60 m depending on the profile and the material. A load table has therefore not been drawn up.

### STANDARD MATERIAL

Ex warehouse, see our delivery programme in the MONTACOLOR® colour card.

### DELIVERY LENGTHS

MF DESIGN 35-5	0.6 m up to 6.0 m
MF DESIGN 110-4	0.6 m up to 6.0 m
MF DESIGN 25-13	0.6 m up to 4.0 m
MF DESIGN 100-3	0.6 m up to 6.0 m
MF DESIGN 40-6	0.6 m up to 4.0 m
MF DESIGN 55-6	0.6 m up to 6.0 m
MF 7-8 / MF 7-11	0.25 m up to 6.0 m
MF 25-6 / MF 25-8	0.25 m up to 6.0 m
MF 25/250 + MF 25/333	0.6 m up to 6.0 m

### TOLERANCES

According to EPAQ quality guidelines.



[www.montana-ag.ch](http://www.montana-ag.ch)  
With additional product information  
and references.



**CAD files**  
For downloading as dwg or dxf.  
[www.montana-ag.ch](http://www.montana-ag.ch) >  
Products > CAD



**Colour chart**  
MONTACOLOR® collection with full  
summary. For downloading.



**Tender texts (CH)**  
Prepared texts.  
[www.montana-ag.ch](http://www.montana-ag.ch) > Services >  
Tendering texts

# [www.montana-ag.ch](http://www.montana-ag.ch)

## **Trademarks of Tata Steel**

Montana is a registered trademark of Tata Steel.

While care has been taken to ensure that the information contained in this publication is accurate, neither Tata Steel, nor its subsidiaries, accept responsibility or liability for errors or for information which is found to be misleading.

Before using products or services supplied or manufactured by Tata Steel and its subsidiaries, customers should satisfy themselves as to their suitability.

Copyright © 2019  
Montana Bausysteme AG

**MONTANA BAUSYSTEME AG**  
Durisolstrasse 11  
CH-5612 Villmergen  
+ 41 56 619 85 85  
[www.montana-ag.ch](http://www.montana-ag.ch)  
[info@montana-ag.ch](mailto:info@montana-ag.ch)

**MONTANA SYSTÈMES  
DE CONSTRUCTION SA**  
CH-1028 Préverenges  
+ 41 21 801 92 92

**MONTANA BAUSYSTEME AG**  
Zweigniederlassung  
D-86845 Grossaitingen  
+49 8203 95 90 555